

Using System Dynamics to analyse Health System Performance within the WHO Framework

G. McDonnell, *University of New South Wales*, M. Heffernan and A. Faulkner, *International System Dynamics Pty Ltd*, 382 Bronte Rd Bronte NSW 2024 Australia Phone +612 9386 0993 Fax +612 9386 0992

Email: gmcdonne@bigpond.net.au

ABSTRACT: The World Health Organization has developed and refined a considerable body of work on Health Systems Performance Assessment, reflected in the World Health Report 2000 on comparing countries' health systems and ongoing worldwide debate.

This paper contributes to this debate by presenting an overall System Dynamics simulation of the key features of the WHO framework, including some feedback interactions among financing, resource generation, service delivery and stewardship, all of which affect healthcare systems performance and the aggregate and distributional effects on health status and outcomes.

The model is calibrated using Australian healthcare statistics trends over the past 40 years and explores possible futures over the next 40 years. It discusses the current status of work in progress to clarify the wider issue of the contribution of the health system to the overall well-being of individuals, groups and the nation.

The gaps in theory and practice and contentious areas for ongoing research and refinement are explored and potential future enhancements of the simulation are discussed.

These enhancements include:

- More compelling and engaging animations with potential to influence public debate about health policy;
- Including datasets and comparisons among other developed countries;
- Health systems evolution in developing countries; and
- Global health policy options and debates.

KEYWORDS: HEALTH POLICY, SYSTEMS SIMULATION, HEALTH SYSTEMS PERFORMANCE

1 BACKGROUND

Healthcare is a large industry sector in developed countries, with total health expenditure in OECD countries accounting for around 10% of GDP in 2003 [1]. The “health system” of a nation comprises those activities that aim to improve the health of the population, either by providing personal services to the individual or non-personal interventions to groups of the population [2]. The World Health Organization (WHO) broadly defines health as “a state of complete physical, mental and social well-being and not merely the absence of disease or infirmity”. Therefore, in addition to the health system, many other areas of human and social activity contribute indirectly to the health and wellbeing of the nation, including education as well as environmental and social infrastructure [3].

Given the size and importance of healthcare activities, there have been many attempts to grapple with frameworks for understanding and improving health care performance.

Many of these activities started with observing the impact of medical interventions on individuals, and there has been some conjecture over the relative merits of medical, personal lifestyle, public health and general socio-economic improvements in improving the health status of citizens. Indeed, the French Philosopher Voltaire (1694-1778) remarked, “The art of medicine consists in amusing the patient while nature cures the disease.”

Whatever the underlying relative contributions, over the past century, improvements in life expectancy through reduction in mortality rates at all but extreme old age have been spectacular (see Fig.1).

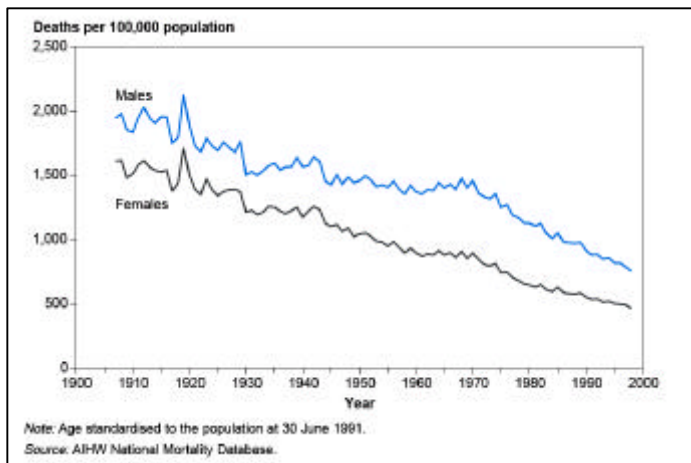


Figure 1. Australian mortality data for the 20th Century [3].

This very success has prompted the search to understand where the limits to improving health and health system performance lie.

An overall synopsis of past and future health care directions is well summarised in the recent Wanless UK Report [4].

“The main trends examined here show that over the last century there has been a big shift in the burden of disease – from infectious diseases of the nineteenth and early twentieth centuries to chronic diseases in the twentieth century and now. The UK (and England) performs poorly compared to other countries on some key measures of health outcomes and chronic disease such as Coronary Heart Disease (CHD), cancer and particularly on respiratory diseases. Chronic diseases, such as CHD and cancer are also strongly related to lifestyle factors such as smoking, poor diet, physical inactivity and alcohol consumption. There is a strong social gradient to the prevalence of many of these risk factors, for example, it is estimated that half the difference in survival to 70 years of age between social class I and V is due to higher smoking prevalence in class V.

Changes over time in the burden of disease have shifted the emphasis of public health from health protection measures to tackle infectious diseases, towards health promotion policy targeting individual behaviour and lifestyle risk factors, as well as the wider determinants of health, such as poverty and education. Although health protection is still an important issue in the context of new, emerging and re-surgent infectious diseases (such as HIV, Ebola Virus, vCJD and tuberculosis), and with possible threats to health post-September 11th, this trend seems likely to continue. In addition, there could well be the development of new diagnostic technologies, including those based on genetics, which could also play a role in improving population health. There could also be developments in the use of Information and Communications Technologies

to predict future health status, and for directing the use of resources to prevent or minimise demand on health services.”

2 A BRIEF HISTORY OF HEALTH SYSTEM PERFORMANCE

Observation of the effects of healthcare on individual patients and population groups commenced around the 19th century. Up to the mid 1960s, a clinical (from the Greek “by the bedside”) view of structure, processes of care and outcomes dominated. The economic and system view was enhanced by Kenneth Arrow’s landmark 1963 article, “Uncertainty and the Welfare Economics of Medical Care” [5]. Since then a more coherent health systems view has emerged, with health services researchers grappling with the trade-offs among cost, quality and access in healthcare, especially at the national level.

Public Health prevention and health promotion dimensions have also gained a significant place in the systems view of health and health policy.

Over the past 50 years, health systems in different countries (particularly the US and the UK) have taken significantly divergent paths, probably due to a mix of accident and logic in the context of national characteristics and history [6]. Country-level comparisons of health systems have increasingly led to conjecture about overall systems performance [7-12].

Several commentators have noted that health spending behaves as a luxury good, the proportion tending to increase with national prosperity, and that more spending does not necessarily produce more health. Debates about what components of healthcare are consumer goods and what components are citizens’ rights have become more strident, particularly when debating the relative merits of public vs. private financing and provision of healthcare. More recently the focus has shifted to equity and disparities of health outcomes and access to proven cost effective services.

3 THE WORLD HEALTH REPORT (WHR) 2000 FRAMEWORK

The WHO has established a program to provide a common conceptual framework for health systems performance assessment, to foster the further development of tools to measure its components, and to work with countries to improve health systems performance. This program was established to address the following areas:

- Lack of clarity about the fundamental goal of the health system, namely, improving population health;
- Evidence on how to improve health systems is still lacking;
- To encourage decision-makers to consider the big picture rather than a fragmented piecemeal approach;
- To highlight the importance of health systems platforms to deliver proven interventions; and
- To promote wider participation in national health policy debates [2].

The framework was presented in the WHR 2000 and attracted significant media attention and ongoing debate, including regional and technical consultations [7].

Within this framework, the health system is defined as consisting of all actors, institutions and resources that undertake health actions – where the primary intent of a health action is to improve health.

Low levels of goal attainment can be due to inadequate resources or to inappropriate combinations of the available resources. Efficiency relates the levels of goal attainment to the inputs used to achieve them.

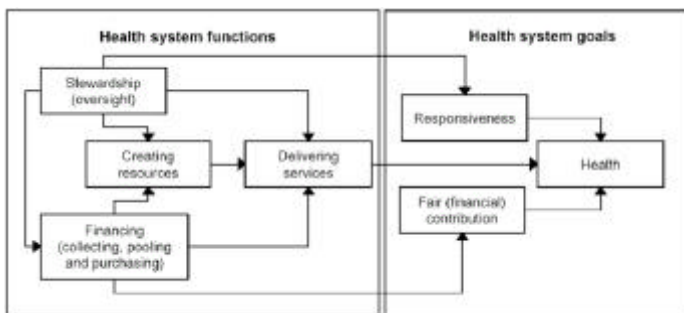


Figure 2. Relationships between Health system functions and Health system goals.

The key goals or performance measures of the system are population health, responsiveness and fair financial contribution. Both overall health outcomes and equity or distributional effects are considered key features of performance for health and financing.

Goal attainment is measured relative to the inputs (resources) available. Dimensions of responsiveness include respect for persons, client focus and range of choices.

Factors that affect demand and utilisation include population characteristics that affect the need for health care, such as demography (age/gender), ethnicity, risk factors, diseases and other health conditions. Health behaviours also influence use of health

services which can then modify population characteristics. Such behaviours include consumer expectations, awareness and knowledge, health service attractiveness and access features of perceived quality, responsiveness, availability and cost and choices of competing interventions and providers of complementary or alternative therapies.

4 CURRENT STATUS OF HEALTH SYSTEMS PERFORMANCE ASSESSMENT

The recent comprehensive WHO review identified some key issues that need more work:

- There is a considerable lag between introducing an intervention and its impact on outcomes;
- There are ongoing challenges with data quality and availability, especially of long consistent time series;
- Comparability of data definitions across countries needs improving, particularly in the area of responsiveness;
- The time frame required for analysis and reporting of performance depends on multiple competing purposes; these include policy design for strategic decision-making, program implementation and management, monitoring of outcomes or achievements and evaluation of what works and what does not in health systems;
- The contribution of poverty to inequality needs more explicit linkage; and
- Health system performance assessment needs to be directly relevant to health policy. [2].

5 RATIONALE FOR THIS MODEL

Health systems performance assessment explores how structure determines behaviour in a system of complex interactions, and is therefore a classic system dynamics problem. Based on our previous health sector work, we believed that the WHR2000 framework needed to address the inherent two-way rather than over-simplified one-way module interactions and also the feedback interactions among supply and demand.

For a recent detailed analysis of the medicines component of the Australian health system over a time frame of 40 years, we needed to address the wider structural components of the health system to quantify the benefits of medicines use particularly in

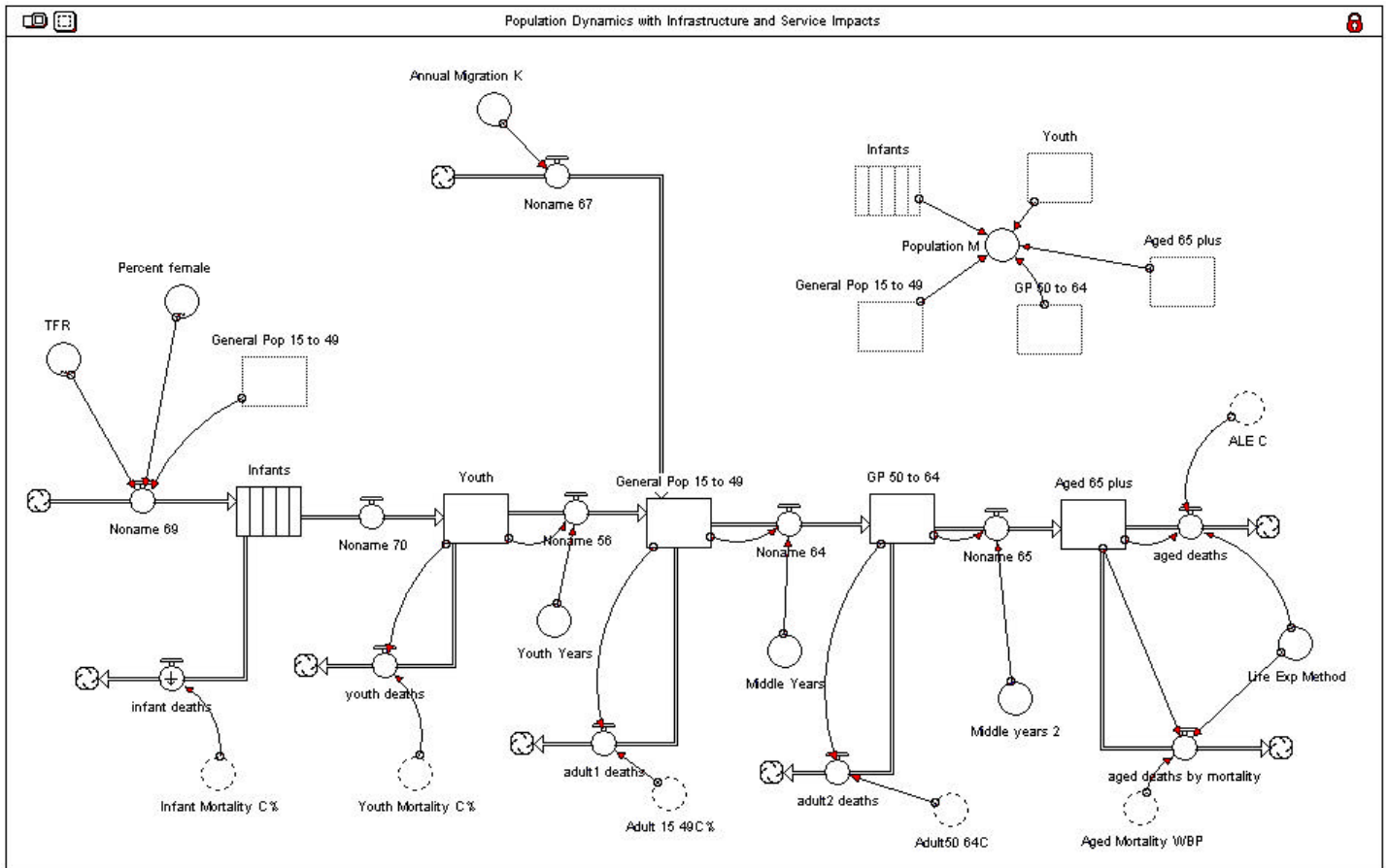


Figure 6. Population ageing chain

• *Financing Sector* (Fig. 7), including Growth in GDP, Total Health Expenditure (THE) and Non-health Infrastructure Spend related to GDP.

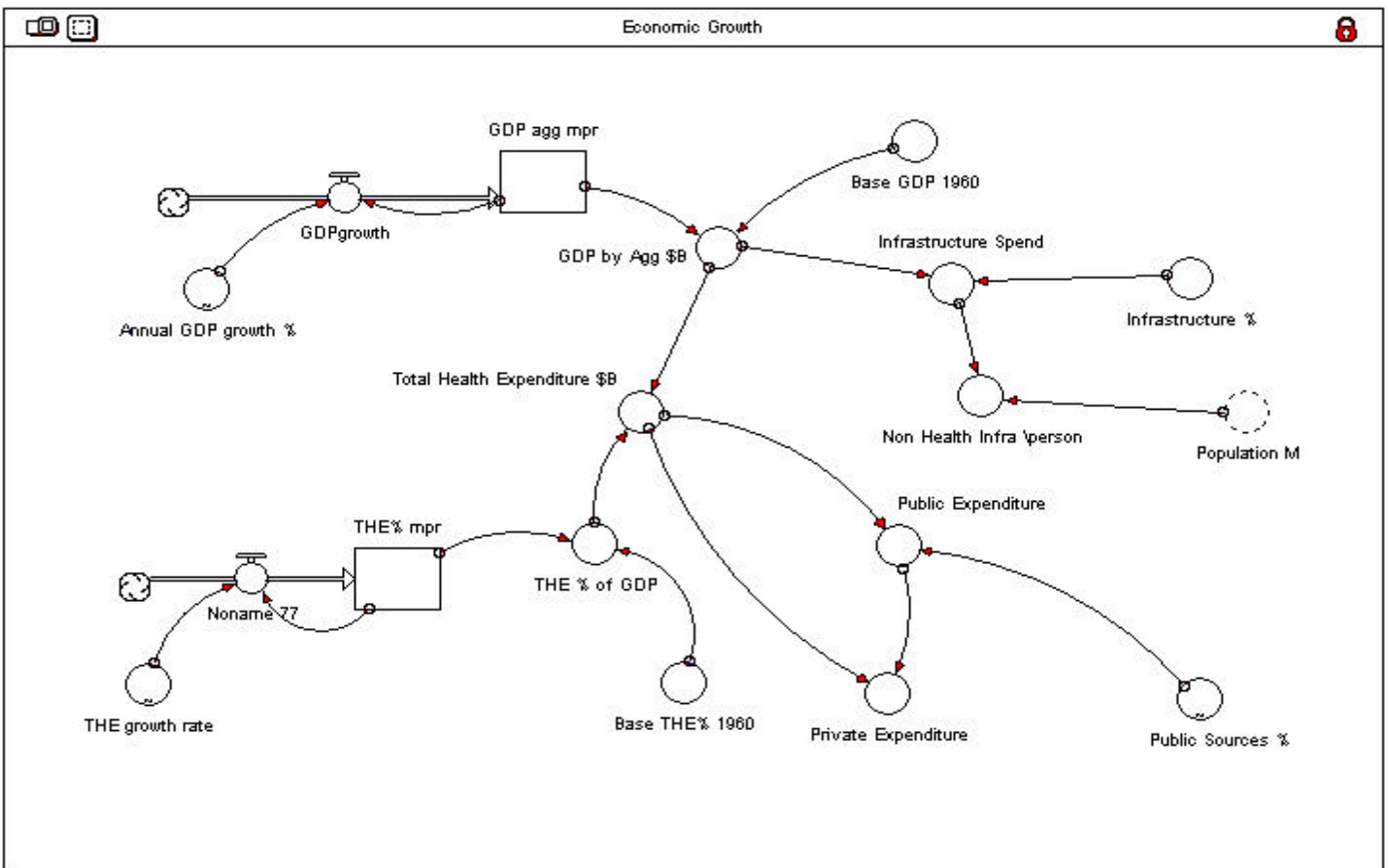


Figure 7. Financing Sector.

- Doctors as *Resources* (Fig. 8), including time required for training, training non-completions, the effect of retirement and changes in working hours and work distribution.
- *Services* (Fig. 8), with Doctor visits per capita per year and subsequent doctor driven medical services.

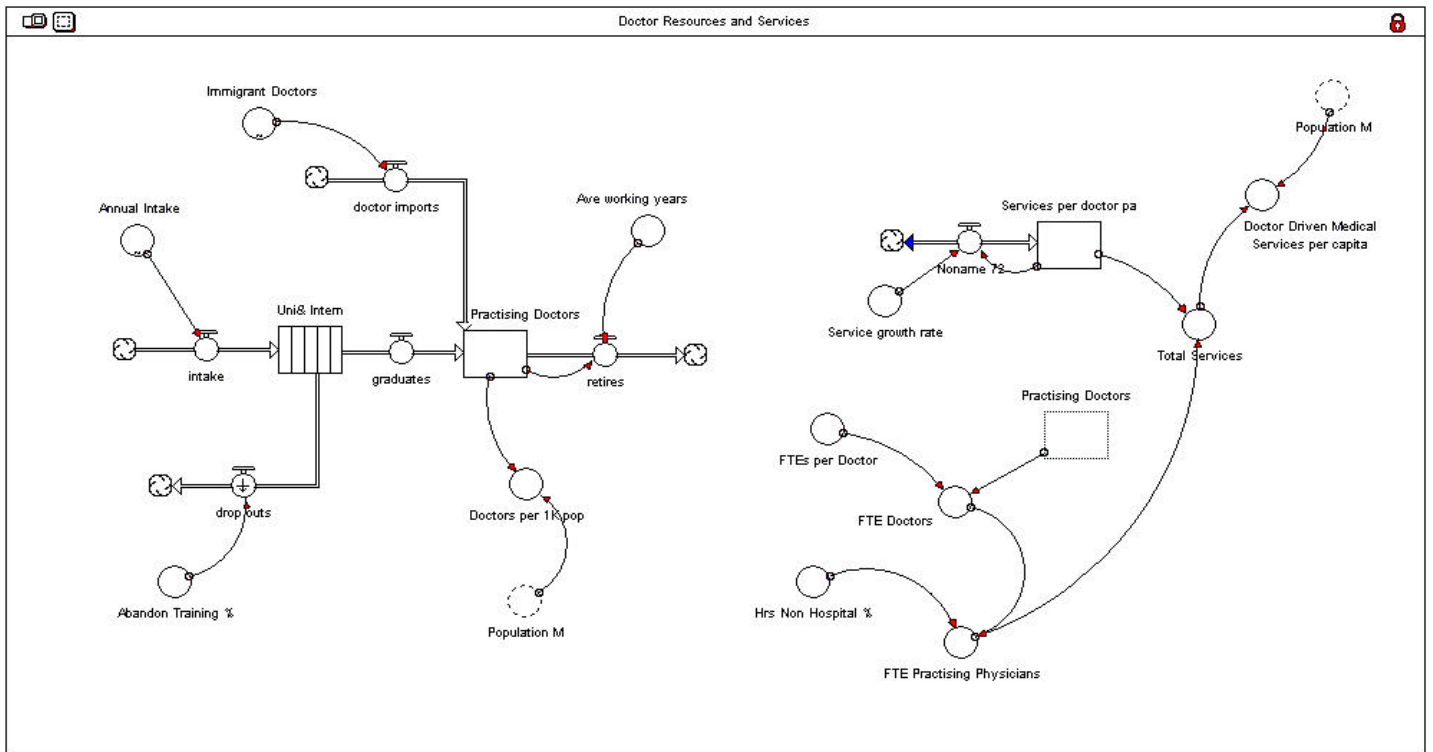


Figure 8. Doctor Resources and Services Sector.

- *Health Status* (Fig. 9), using Potential Years of Life Lost before the age of 70 (PYLL) as the main outcome measure since long time trends for mortality and PYLL are available.

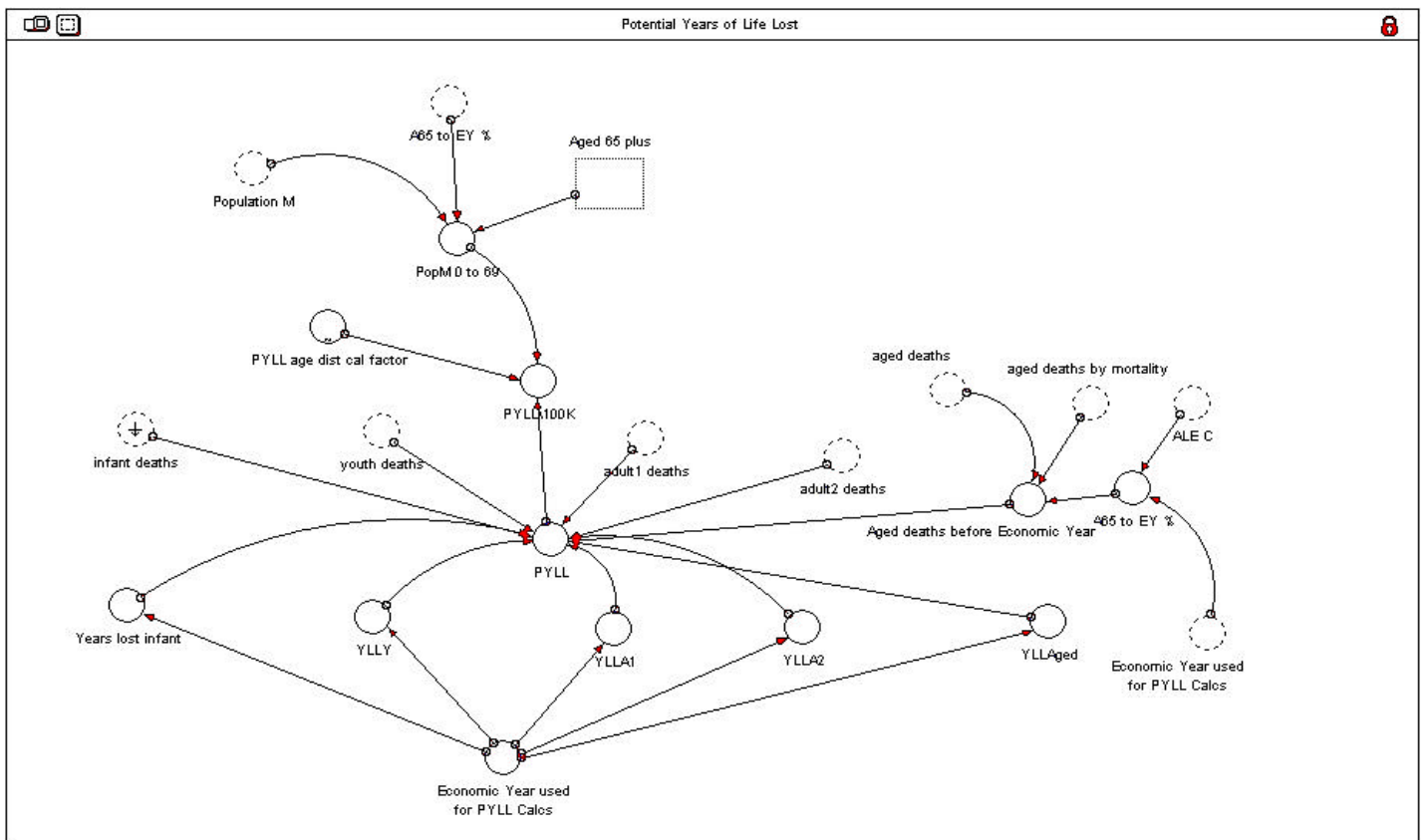


Figure 9. Health Status Sector.

- **Feedback Effect** (Fig. 10) of the Combination of Service and Infrastructure Effects on Age Specific Mortality. This is calibrated related to the current world's best practice and adjusted for geographical coverage of infrastructure (in Australia the largest difference is between urban infrastructure and rural infrastructure). For instance, in 1960, Iceland had the lowest infant mortality of 1.3% (vs. Australia 2.0%) and again in 2000 at 0.3% (vs. Australia 0.5%) Services impact is adjusted according to access related to insurance coverage. Prior to the introduction of universal health coverage in 1975, around 80% of the population had private insurance coverage.

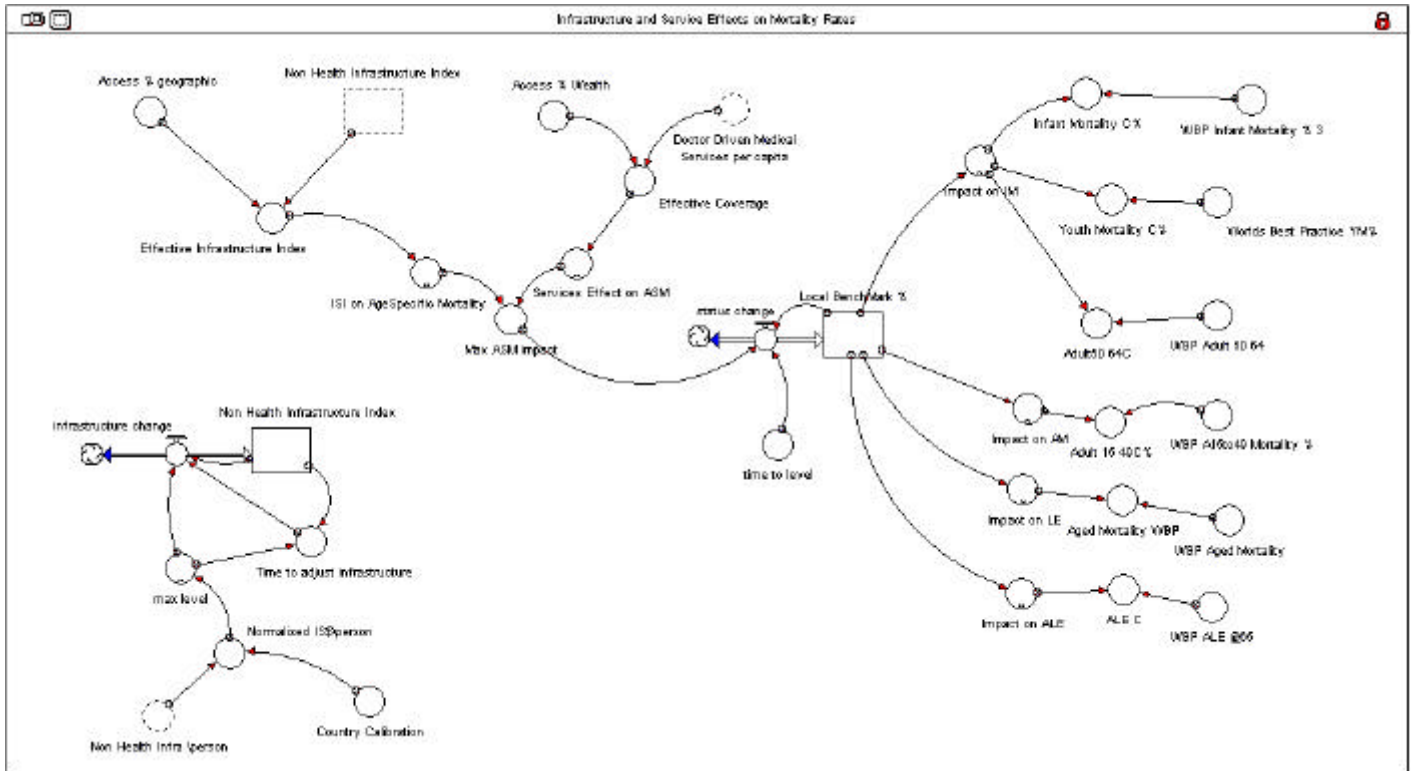


Figure 10. Feedback Sector.

- **Distributional Effects** (Fig. 11), represented by Income Quintiles and Household Disposable Income and the known recent differences in Average Life Expectancy of around 3 years between the Highest and Lowest Quintile

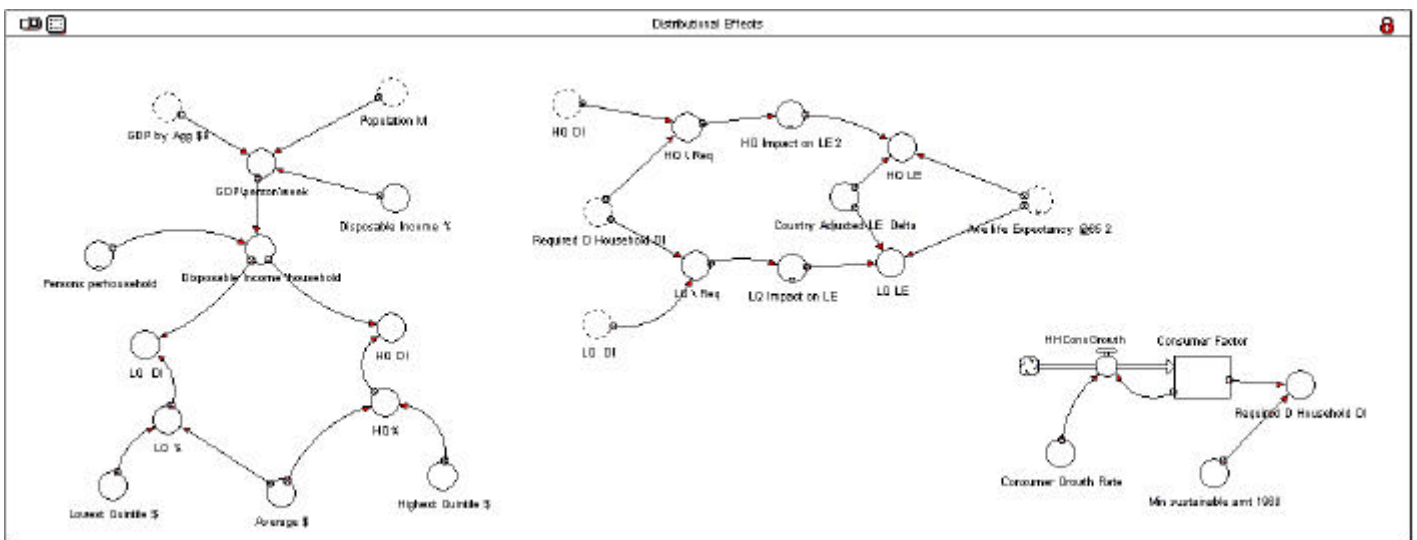


Figure 11. Distributional Effects Sector.

7 RESULTS OF MODEL RUNS

Scenario 1: See Fig. 12.

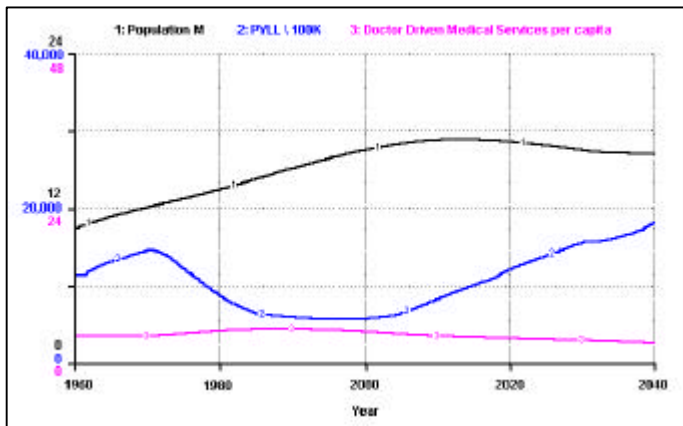


Figure 12. Population, PYLL and Doctor Driven Services for a -2 % Service Growth Rate

Scenario 2: See Fig. 13.

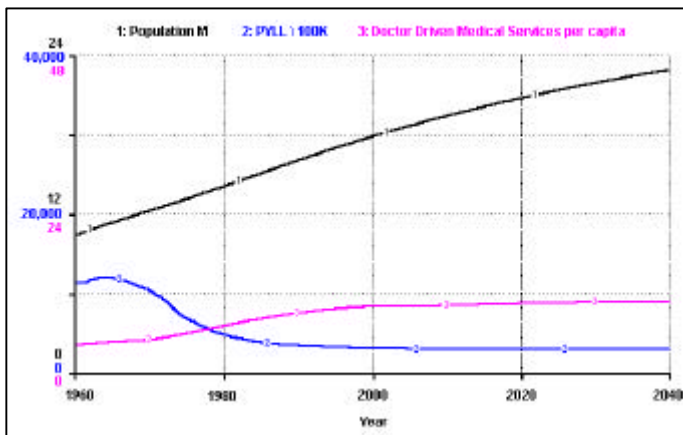


Figure 13. Population, PYLL and Doctor Driven Services for a 0 % Service Growth Rate

Scenario 3: See Fig. 14.

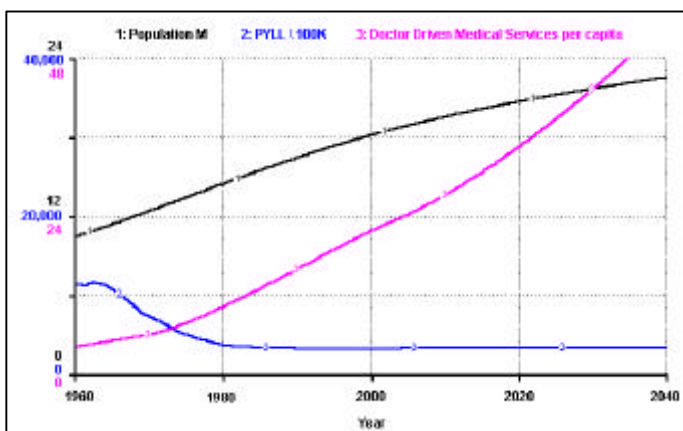


Figure 14. Population, PYLL and Doctor Driven Services for a +2 % Service Growth Rate

Most health care applications of System Dynamics have addressed issue-specific problems or sector specific issues, including the dynamics of human services delivery [13], diffusion of new medical technologies, management of acute or chronic diseases, patient flows, microworlds for managed care and public health-specific interactions such as syndemics (contact author or Health Policy SIG for list of health SD references).

This model is an initial simplified SD representation of elements of the health system consistent with the overall WHO HSP Framework. The skeletal model can be “fleshed out” by including other resources (other health workers, health infrastructure, medicines, knowledge and new technologies) and services (particularly hospital, primary health care and public health), more detailed private and public funding flows and condition-specific morbidity and disability as well as mortality measures. Rather than PYLL, the HALE (Health Adjusted Life Expectancy) is a better measure for countries where the life expectancy is considerably above the age of 70. HALE includes the average disability free life expectancy and then discounts the years of life with disability according to the level of disability. Past population measures of disability have been unstable, though they should be more consistent and stable in the future.

With more complete models it may be feasible to present regular national “state of health” reports as web based simulations, where future trends and possible policy interventions can be played out by a wide range of interested parties including “average citizens”.

In time the SD Modelling approach has the capacity to compare countries’ health system performance trajectories and capture the social and economic context relevant to health status. This may lead to more realistic and explanatory specific country comparisons.

Another line of development would be to broaden the model to place the contribution of the health system to healthy living and wellbeing in the context of wider social, economic and environmental factors and policies. Some work to collect a range of healthy living and well-being indicators is occurring worldwide, including Australia [14]. This could provide a more balanced picture of the health services, living arrangements, environment, economic, work and leisure, family and community networks that contribute to the overall well-being captured in the WHO definition of health.

The most recent World Health Report 2003 re-emphasises the role of primary care especially in developing countries [15] and the next World Health Report in 2004 is focussing on the contribution of Research and Development to health systems performance

9 CONCLUSION

“Various health care systems seem to have different strengths. Some health care systems deliver a large quantity of care overall. Some are far more costly than others. The issue of treatment mix remains open, as it can be subject to institutional and economic incentives.

Some healthcare systems...incur relatively high production costs or providers operating at less than full capacity.” [2]

The Health Policy SIG may be able to enhance this analysis using SD within a widely accepted WHO HSP Framework

A recent BMJ Editorial underlines the global relevance of this HSP Work [16]:

“...There is no point in throwing masses of funds at diseases such as HIV/AIDS, tuberculosis, and malaria without paying close attention to the health systems that will deliver the interventions that will impact on those diseases...moving the lens from specific diseases to supporting the health systems which will deliver the interventions.”

10 REFERENCES

1. OECD Health Data 2003 http://www.oecd.org/document/30/0,2340,en_2649_34631_12968734_1_1_1_1,00.html

2. Christopher JL Murray and David B Evans Eds *Health Systems Performance Assessment: Debates, Methods and Empiricism* WHO 2003 ISBN 92 4 156245 5 Available online as PDF file at [35p.] at: <http://whqlibdoc.who.int/publications/2003/9241562455.pdf>

3. Australia's Health 2002 <http://www.aihw.gov.au/publications/aus/ah02/index.html>

4. Wanless, D Feb 2004 *Securing Good Health for the Whole Population*

http://www.hm-treas-ury.gov.uk/consultations_and_legislation/wanless/consult_wanless03_index.cfm

5. Peterson, Mark A ed. *Kenneth Arrow and the Changing Economics of Health Care*. Journal of Health Politics, Policy and Law 2001 26(5) 823-828.

6. Carolyn Hughes Tuohy *Accidental Logics* OUP NY 1999 ISBN 0-19-512821-4

7. World Health Report 2000 <http://www.who.int/whr2001/2001/archives/2000/en/contents.htm>

8. HEALTH-CARE SYSTEMS: LESSONS FROM THE REFORM EXPERIENCE

Elizabeth Docteur and Howard Oxley DELSA/ELSA/WD/HEA(2003)9

Organisation for Economic Co-operation and Development 05-Dec-2003

www.oecd.org/dataoecd/5/53/22364122.pdf

9. *A Disease-Based Comparison of Health Systems* ISBN 92-64-09981-6 OECD 2003

www1.oecd.org/publications/e-book/8103031E.PDF

10. Gerard Anderson and Peter Sotir Hussey *Comparing Health System Performance in OECD Countries* Health Affairs 2001, 20 (1), 219.

11. Mark B McClellan and Daniel P Kessler eds, *Technological Change in Health Care A Global Analysis of Heart Attack*, Ann Arbor The University of Michigan Press, 2002, ISBN 0472111280

12. European Observatory on Health Systems and Policies

<http://www.euro.who.int/observatory/toppage>

13. Levin G, Roberts E, Hirsch G et al *The Dynamics of Human Service Delivery* Ballinger 1975 ISBN 0-88410-132-0

14. Australia's Welfare 2003 <http://www.aihw.gov.au/publications/aus/aw03/index.html>

15. *World Health Report 2003 – Shaping the Future* <http://www.who.int/whr/en/>

16. Walt, G *WHO's World Health Report 2003 Shaping the future depends on strengthening health systems*. BMJ 2004;328:6 (3 January).